

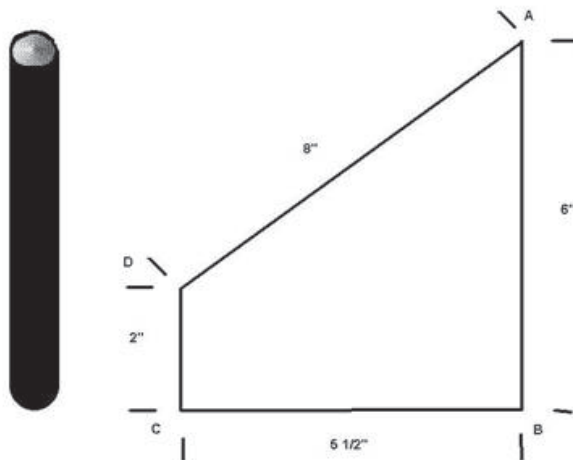
Correction of Howse Tactical School Date

The February Issue of the Courant indicated that the Howse Tactical School will be held on April 9 & 10. The correct date is April 16 & 17. Please make this change to your calendar. There is no alternate rain date.

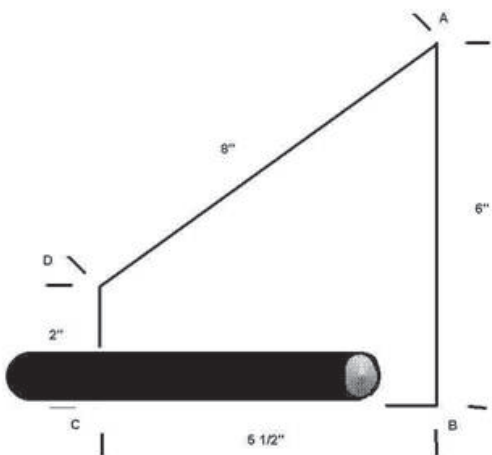
Also, the following instructions should be followed when making live rounds for this event. You should plan to have about 25 rounds for the Saturday.

British Service Musket Cartridges THEIR CONSTRUCTION AS OUTLINED BY PICKERING (1775)

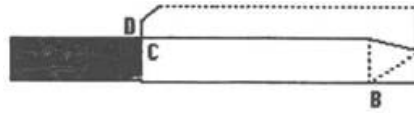
"The best method of making cartridges seems to be that used in the army. It is this, - Take the soft brown paper called whitish brown or wrapping and cut it into pieces of the form represented in Plate 1, (see illustration) which is of these dimensions; the side AB measures about six inches, BC about five and a half, and CD about two inches.




A piece of wood about the size of the ball; this is called the former; make one end of it hollow to receive a part of the ball; lay the former upon the straight edge BC with it's hollow end about an inch from the side AB.



Roll the paper partly round the former;



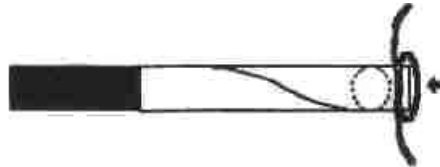
Then with the ball press in the corner of the paper so as to cover the hollow end of the former;




And keeping fast the ball, roll on till the paper is all wrapped round the former;



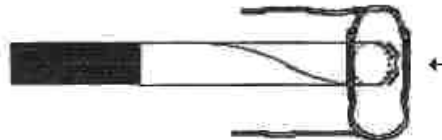
having before taken a piece of twine and fastened its two ends to something that will not easily be moved, and so far apart as to leave it slack, you are now to take with the twine a single turn around the paper, below the ball;



then running in the end of your forefinger till it touches the ball, pull upon the string that it may girt the paper, and by turning round the former, with one hand you will presently form a neck below the ball;



Which being afterwards tied with a piece of coarse thread,



Will secure the ball from slipping out; the withdrawing the former, the cartridge is ready to be charged with powder;



In doing which you must put in more because part of it is to be taken for priming; having properly filled the cartridge, twist the top, and work is done. The size of the paper above described will server for a one ounce ball; if your ball be less, the paper may be somewhat smaller. One thing should be remembered, that if the cartridge exactly fits your firelock when the barrel is perfectly clean, it will be too large, and difficult to be rammed down, when it becomes foul by firing; and 'tis dangerous firing when the ball is not rammed well home; for this therefore you are to make allowance."

**The finished product,
ready to be loaded into a musket**